

Standard Product

## UT32M0R500 Power Consumption

UT32M0R500 32-bit Arm<sup>®</sup> Cortex<sup>®</sup> M0+ Microcontroller

Application Note

[Cobham.com/HiRel](http://Cobham.com/HiRel)

December 6, 2018

The most important thing we build is trust

Table 1: Cross Reference of Applicable Products

PRODUCT NAME	MANUFACTURER PART NUMBER	SMD #	DEVICE TYPE	INTERNAL PIC NUMBER
Arm Cortex M0+	UT32M0R500	5962-17212		QS30

### 1.0 OVERVIEW

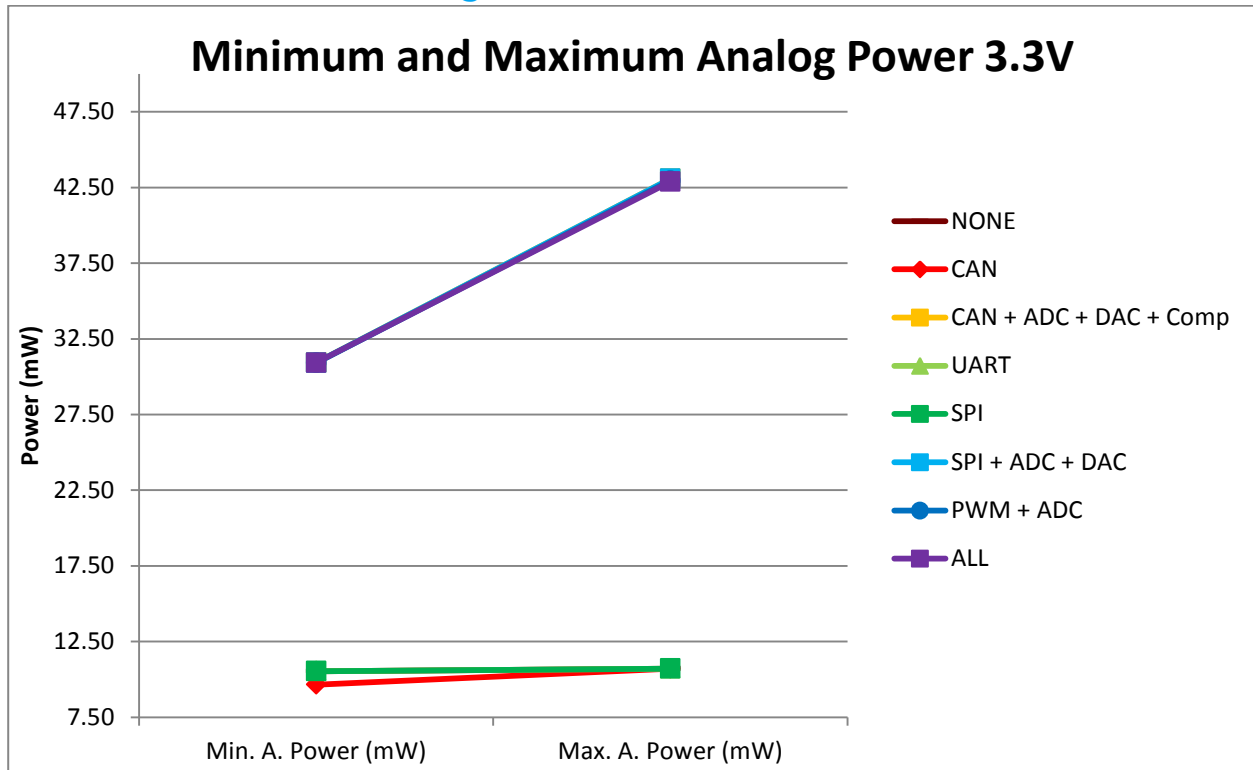
The UT32M0R500 microcontroller can selectively activate both analog and digital peripherals, changing the power the device consumes. This document details the power consumption of various active peripherals with respect to changes in temperature and external clock speed.

### 2.0 MINIMUM AND MAXIMUM POWER SUMMARY

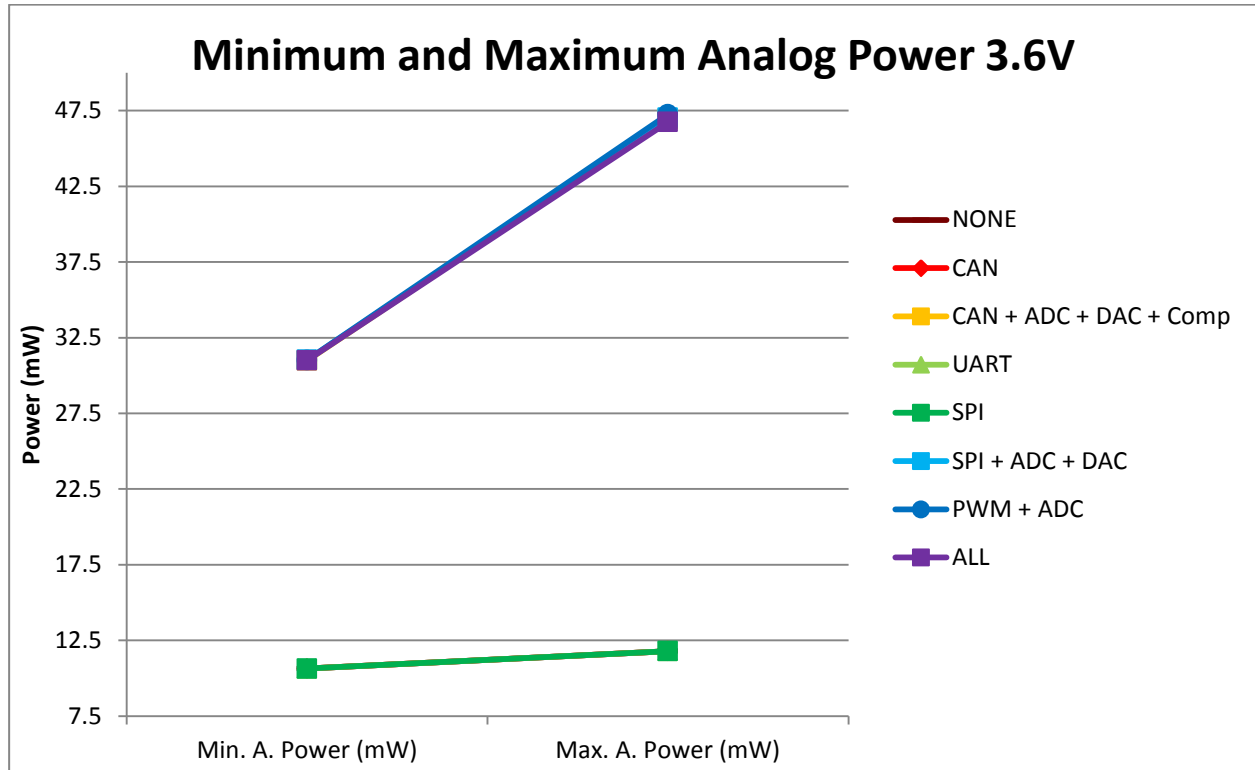
The below table summarizes the maximum and minimum power draw for each set of active peripherals for all temperatures. This is a comparison of all run tests for each peripheral set at both 3.3V and 3.6V, in an attempt to better account for extreme values. For average values, see section 3.0. Assume, unless otherwise stated that the tests used the internal 50 MHz clock.

**2.1 Graphs of Minimum and Maximum Power**

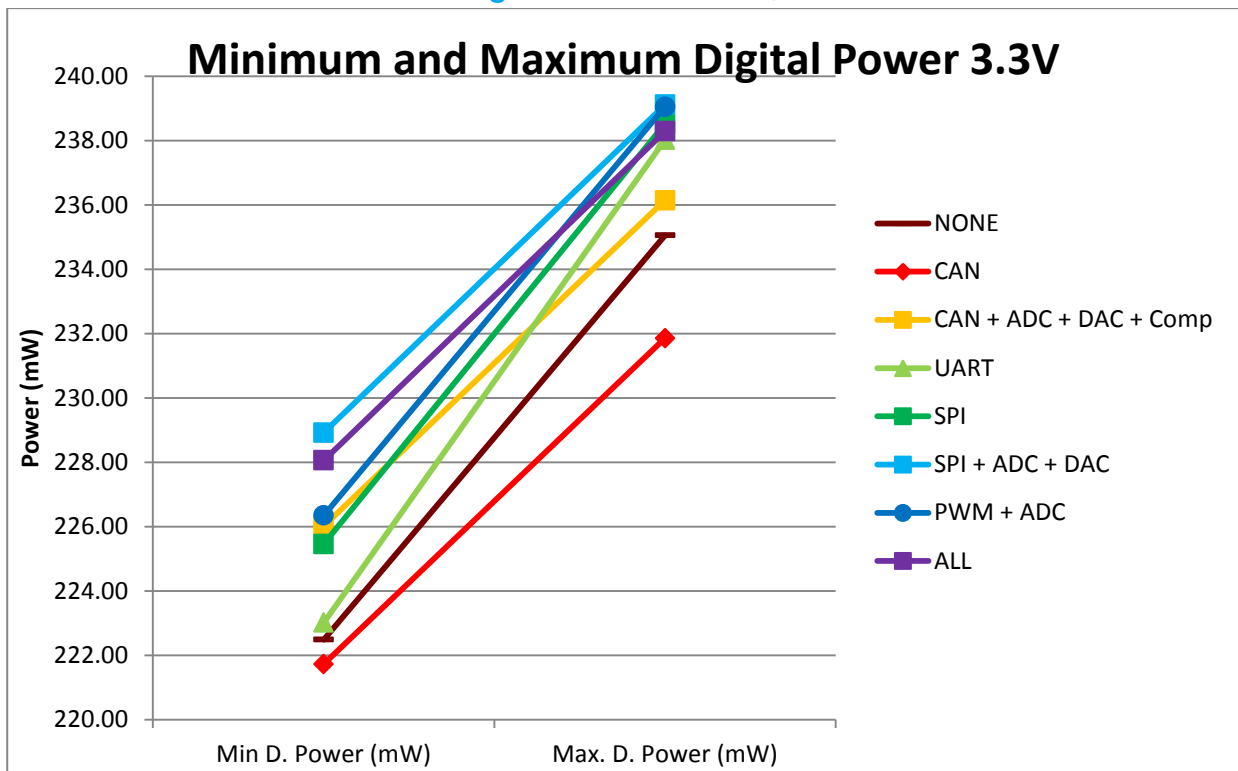
**2.1.1 Min and Max Analog Power at 3.3V, -55°C to +105°C**



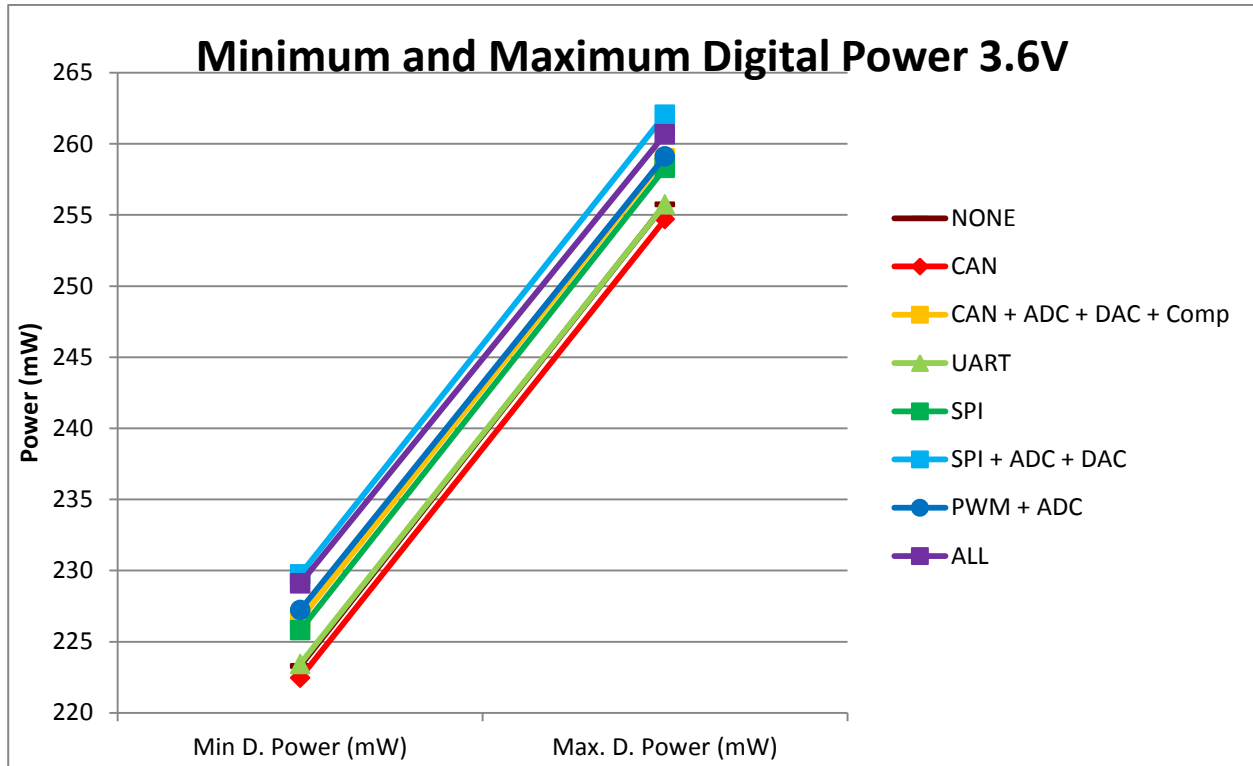
**2.1.2 Minimum and Maximum Analog Power at 3.6V, -55°C to +105°C**



**2.1.3 Minimum and Maximum Digital Power at 3.6V, -55°C to +105°C**



### 2.1.4 Minimum and Maximum Digital Power at 3.6V, -55°C to +105°C



## 2.2 Minimum and Maximum Power Data

### 2.2.1 Minimum and Maximum Power at 3.3V, -55°C to +105°C

Temperature (°C)	DUT Part Number	Supply Voltage (V)	Min. Digital Power (mW)	Max. Digital Power (mW)	Min. Analog Power (mW)	Max. Analog Power (mW)	Active Peripherals
_____	EE5786 - 019	3.3	222.49	235.06	10.55	10.71	NONE
_____	EE5786 - 019	3.3	221.73	231.86	9.66	10.71	CAN
_____	EE5786 - 019	3.3	226.017	236.148	30.9342	43.0683	CAN + ADC + DAC + Comparator
_____	EE5786 - 019	3.3	223.014	238.029	10.5435	10.7118	UART
_____	EE5786 - 019	3.3	225.456	238.524	10.5468	10.7151	SPI
_____	EE5786 - 019	3.3	228.921	239.118	30.9243	43.0683	SPI + ADC + DAC
_____	EE5786 - 019	3.3	226.347	239.052	30.9111	42.9495	PWM + ADC
_____	EE5786 - 019	3.3	228.063	238.293	30.9177	42.8802	ALL

--	--	--	--	--	--	--	--

## 2.2.2 Minimum and Maximum Power at 3.6V, -55°C to +105°C

Temperature (°C)	DUT Part Number	Supply Voltage (V)	Min. Digital Power (mW)	Max. Digital Power (mW)	Min. Analog Power (mW)	Max. Analog Power (mW)	Active Peripherals
_____	EE5786 - 019	3.6	223.289	255.744	10.637	11.79	NONE
_____	EE5786 - 019	3.6	222.453	254.7	10.6359	11.7864	CAN
_____	EE5786 - 019	3.6	226.545	258.984	30.9947	46.9296	CAN + ADC + DAC + Comparator
_____	EE5786 - 019	3.6	223.432	255.744	10.6359	11.79	UART
_____	EE5786 - 019	3.6	225.808	258.3	10.6359	11.79	SPI
_____	EE5786 - 019	3.6	229.724	262.044	31.0332	47.0232	SPI + ADC + DAC
_____	EE5786 - 019	3.6	227.227	259.128	31.0288	47.2572	PWM + ADC
_____	EE5786 - 019	3.6	229.097	260.676	31.0035	46.7496	ALL

## 3.0 AVERAGE CURRENT AND POWER AT CONSTANT TEMPERATURE

To ensure consistency and data validity three parts, EE5789-019, EE5789-012, and EE5789-024 were tested at room temperature, and the average of each active peripheral setting was calculated. The average between the three parts is recorded below.

### 3.1 Current and Power Data

#### 3.1.1 Average Current and Power at 3.3V, 30°C for Three Parts

Temperature (°C)	DUT Part Number	Supply Voltage (V)	Digital Current (mA)	Digital Power (mW)	Analog Current (mA)	Analog Power (mW)	Active Peripherals
30	EE5786 – 019, 012, 024	3.3	68.69	226.67	3.18	10.50	NONE
30	EE5786 – 019, 012, 024	3.3	68.42	225.78	3.18	10.50	CAN
30	EE5786 – 019, 012, 024	3.3	69.59	229.63	11.59	38.25	CAN + ADC + DAC + Comparator

	024						
30	EE5786 – 019, 012, 024	3.3	68.68	226.65	3.18	10.50	UART
30	EE5786 – 019, 012, 024	3.3	69.40	229.02	3.18	10.50	SPI
30	EE5786 – 019, 012, 024	3.3	70.55	232.83	11.58	38.22	SPI + ADC + DAC
30	EE5786 – 019, 012, 024	3.3	69.84	230.48	11.60	38.27	PWM + ADC
30	EE5786 – 019, 012, 024	3.3	70.24	231.78	11.60	38.28	ALL

### 3.1.2 Average Current and Power at 3.6V, 30°C for Three Parts

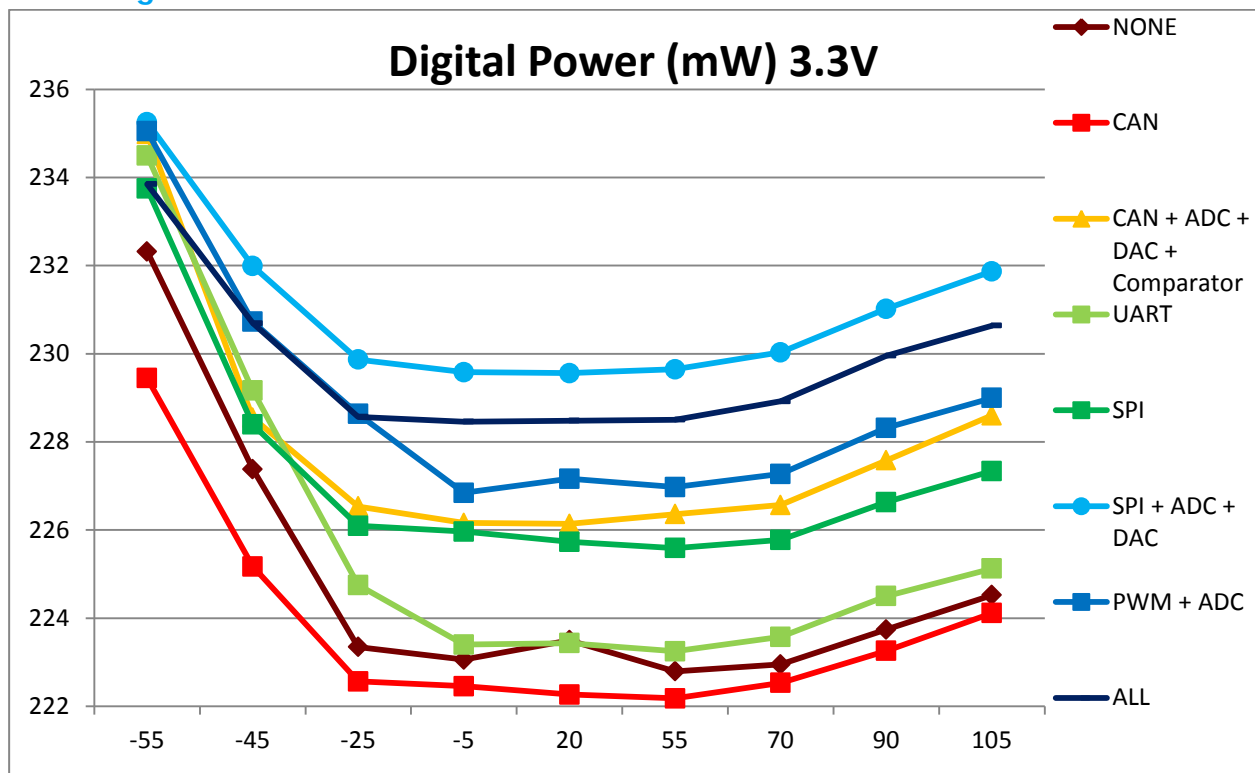
Temperature (°C)	DUT Part Number	Supply Voltage (V)	Digital Current (mA)	Digital Power (mW)	Analog Current (mA)	Analog Power (mW)	Active Peripherals
30	EE5786 – 019, 012, 024	3.6	69.44	249.98	3.21	11.56	NONE
30	EE5786 – 019, 012, 024	3.6	69.21	249.15	3.21	11.56	CAN
30	EE5786 – 019, 012, 024	3.6	70.38	253.38	11.64	41.91	CAN + ADC + DAC + Comparator
30	EE5786 – 019, 012, 024	3.6	69.44	250.00	3.21	11.56	UART
30	EE5786 – 019, 012, 024	3.6	70.15	252.55	3.21	11.56	SPI
30	EE5786 – 019, 012, 024	3.6	71.24	256.46	11.64	41.91	SPI + ADC + DAC
30	EE5786 – 019, 012, 024	3.6	70.45	253.61	11.65	41.92	PWM + ADC
30	EE5786 – 019, 012, 024	3.6	70.86	255.10	11.65	41.94	ALL

#### 4.0 POWER VARIATION FROM -55°C TO +105°C

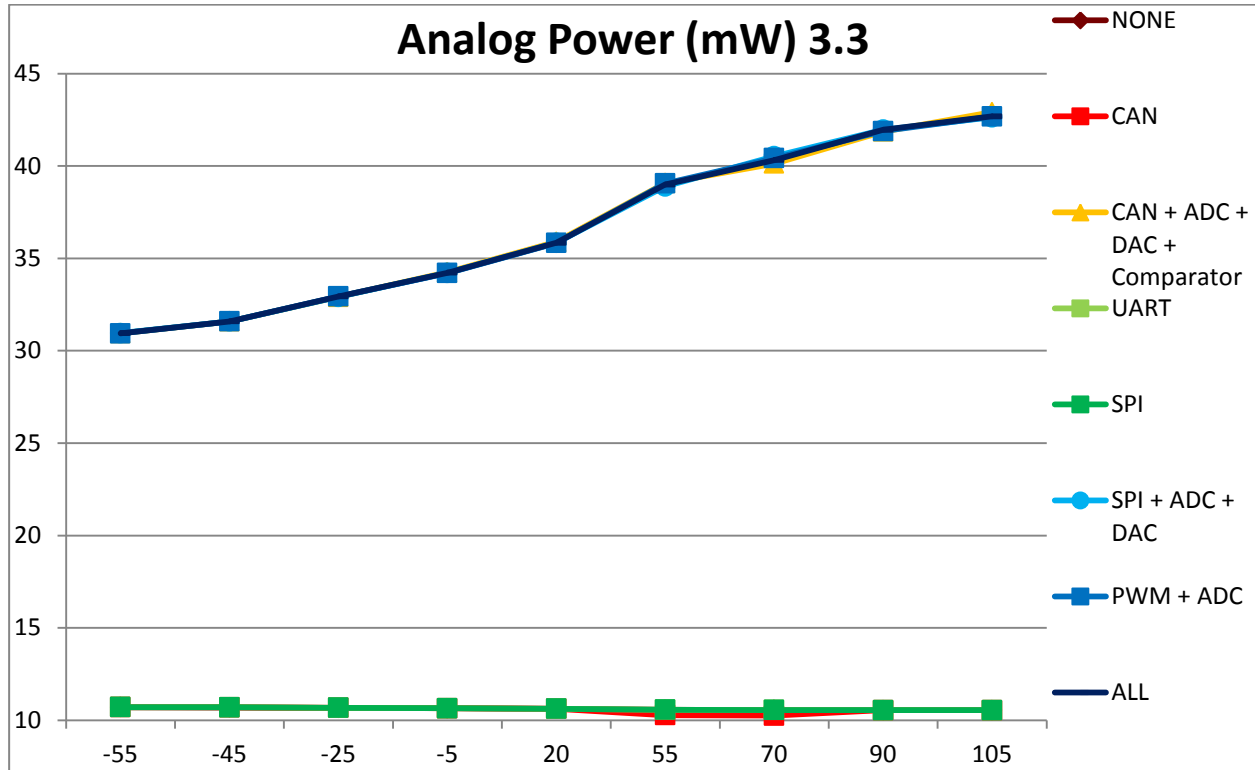
The -55°C to +105°C Power Variation Tests were performed on a single part (EE5786-019) multiple times and averaged. Tests were performed by activating the desired peripheral(s) and measuring the current draw starting at -55°C, working to +105°C.

#### 4.1 Graphs of Power vs. Temperature at 3.3V and 3.6V

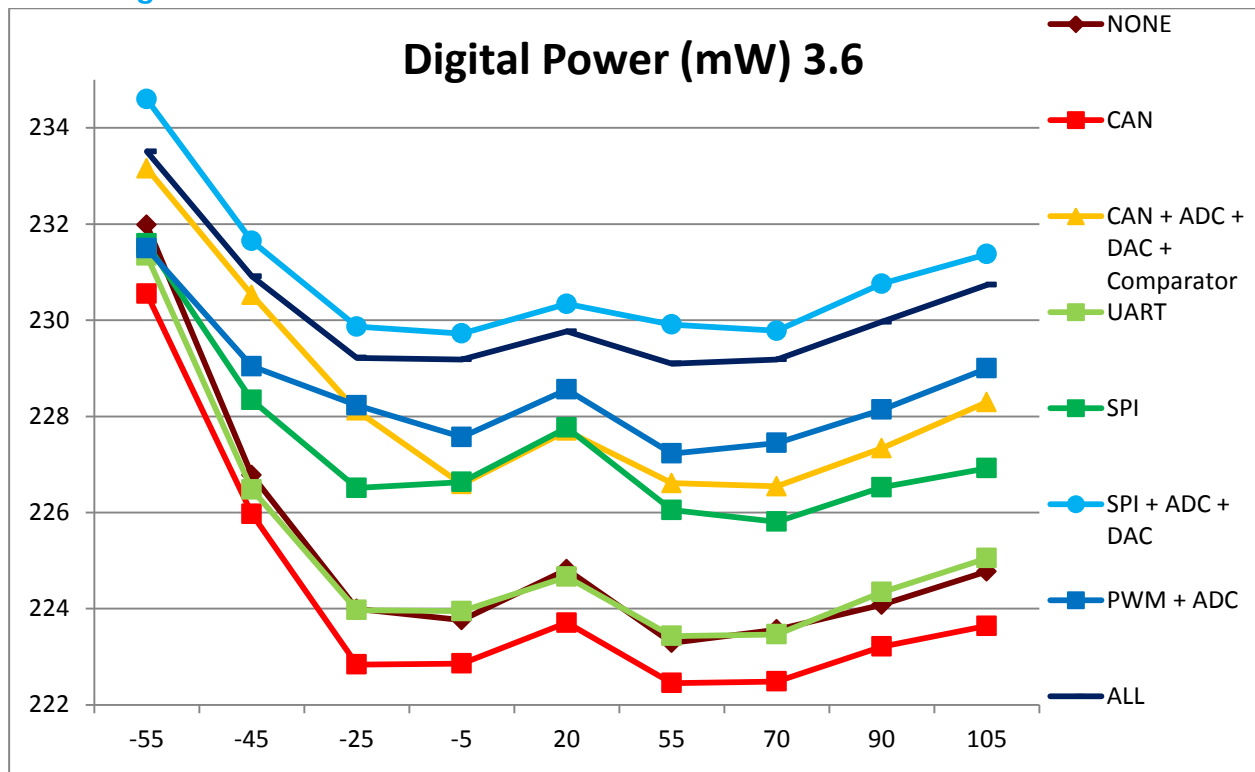
##### 4.1.1 Digital Power from -55°C to +105°C at 3.3 V



4.1.2 Analog Power from -55°C to +105°C at 3.3 V

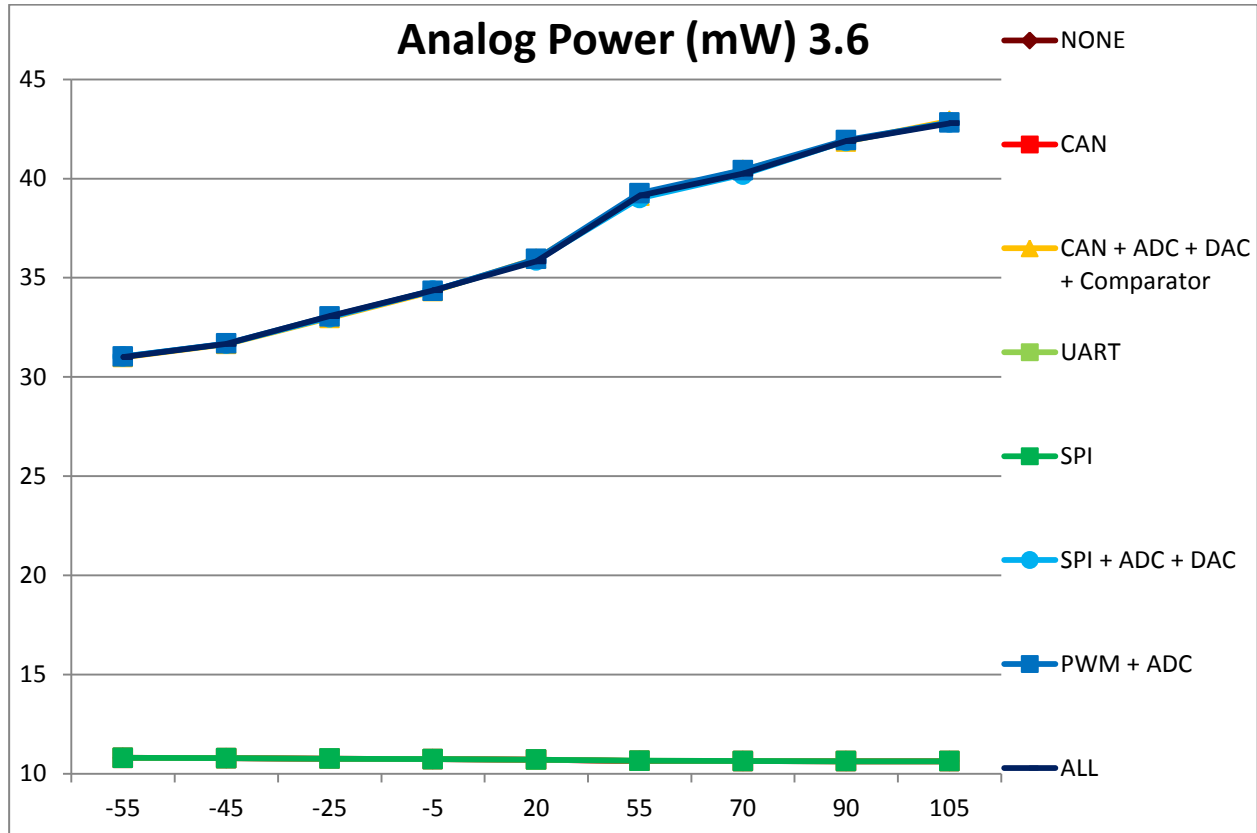


4.1.3 Digital Power from -55°C to +105°C at 3.6 V





#### 4.1.4 Analog Power from -55°C to +105°C at 3.6 V



## 4.2 Data for -55°C to +105°C Power Variation Tests

### 4.2.1 3.3V Data

Temperature (°C)	DUT Part Number	Supply Voltage (V)	Digital Power (mW)	Analog Power (mW)	Active Peripherals
-55	EE5786 - 019	3.3	232.32	10.7085	NONE
-45	EE5786 - 019	3.3	227.381	10.6964	NONE
-25	EE5786 - 019	3.3	223.344	10.6711	NONE
-5	EE5786 - 019	3.3	223.058	10.648	NONE
20	EE5786 - 019	3.3	223.498	10.6205	NONE
55	EE5786 - 019	3.3	222.794	10.5688	NONE
70	EE5786 - 019	3.3	222.948	10.5578	NONE
90	EE5786 - 019	3.3	223.74	10.5479	NONE

105	EE5786 - 019	3.3	224.521	10.5479	NONE
-55	EE5786 - 019	3.3	229.449	10.7107	CAN
-45	EE5786 - 019	3.3	225.17	10.6997	CAN
-25	EE5786 - 019	3.3	222.563	10.6744	CAN
-5	EE5786 - 019	3.3	222.453	10.6502	CAN
20	EE5786 - 019	3.3	222.266	10.6205	CAN
55	EE5786 - 019	3.3	222.178	10.2729	CAN
70	EE5786 - 019	3.3	222.53	10.2553	CAN
90	EE5786 - 019	3.3	223.256	10.5479	CAN
105	EE5786 - 019	3.3	224.114	10.5479	CAN
-55	EE5786 - 019	3.3	234.982	30.9496	CAN + ADC + DAC + Comparator
-45	EE5786 - 019	3.3	228.547	31.5865	CAN + ADC + DAC + Comparator
-25	EE5786 - 019	3.3	226.534	32.9186	CAN + ADC + DAC + Comparator
-5	EE5786 - 019	3.3	226.16	34.2452	CAN + ADC + DAC + Comparator
20	EE5786 - 019	3.3	226.138	35.8941	CAN + ADC + DAC + Comparator
55	EE5786 - 019	3.3	226.358	39.072	CAN + ADC + DAC + Comparator
70	EE5786 - 019	3.3	226.567	40.1324	CAN + ADC + DAC + Comparator
90	EE5786 - 019	3.3	227.579	41.8627	CAN + ADC + DAC + Comparator
105	EE5786 - 019	3.3	228.602	42.9077	CAN + ADC + DAC + Comparator
-55	EE5786 - 019	3.3	234.498	10.7096	UART
-45	EE5786 - 019	3.3	229.163	10.6975	UART
-25	EE5786 - 019	3.3	224.752	10.6733	UART
-5	EE5786 - 019	3.3	223.399	10.6502	UART
20	EE5786 - 019	3.3	223.432	10.6216	UART
55	EE5786 - 019	3.3	223.245	10.5677	UART
70	EE5786 - 019	3.3	223.575	10.5523	UART

90	EE5786 - 019	3.3	224.499	10.5479	UART
105	EE5786 - 019	3.3	225.126	10.549	UART
-55	EE5786 - 019	3.3	233.75	10.7107	SPI
-45	EE5786 - 019	3.3	228.393	10.6975	SPI
-25	EE5786 - 019	3.3	226.094	10.6744	SPI
-5	EE5786 - 019	3.3	225.962	10.6491	SPI
20	EE5786 - 019	3.3	225.731	10.6205	SPI
55	EE5786 - 019	3.3	225.588	10.5688	SPI
70	EE5786 - 019	3.3	225.775	10.5545	SPI
90	EE5786 - 019	3.3	226.633	10.5468	SPI
105	EE5786 - 019	3.3	227.337	10.549	SPI
-55	EE5786 - 019	3.3	235.257	30.9606	SPI + ADC + DAC
-45	EE5786 - 019	3.3	231.99	31.5898	SPI + ADC + DAC
-25	EE5786 - 019	3.3	229.867	32.9109	SPI + ADC + DAC
-5	EE5786 - 019	3.3	229.581	34.2111	SPI + ADC + DAC
20	EE5786 - 019	3.3	229.559	35.8413	SPI + ADC + DAC
55	EE5786 - 019	3.3	229.647	38.8949	SPI + ADC + DAC
70	EE5786 - 019	3.3	230.032	40.5306	SPI + ADC + DAC
90	EE5786 - 019	3.3	231.022	41.9672	SPI + ADC + DAC
105	EE5786 - 019	3.3	231.869	42.6305	SPI + ADC + DAC
-55	EE5786 - 019	3.3	235.048	30.9419	PWM + ADC
-45	EE5786 - 019	3.3	230.725	31.5909	PWM + ADC
-25	EE5786 - 019	3.3	228.635	32.9428	PWM + ADC
-5	EE5786 - 019	3.3	226.842	34.2078	PWM + ADC
20	EE5786 - 019	3.3	227.161	35.8314	PWM + ADC
55	EE5786 - 019	3.3	226.974	39.0599	PWM + ADC
70	EE5786 - 019	3.3	227.271	40.4217	PWM + ADC
90	EE5786 - 019	3.3	228.316	41.888	PWM + ADC
105	EE5786 - 019	3.3	228.998	42.6811	PWM + ADC

-55	EE5786 - 019	3.3	233.849	30.9452	ALL
-45	EE5786 - 019	3.3	230.692	31.5887	ALL
-25	EE5786 - 019	3.3	228.569	32.9417	ALL
-5	EE5786 - 019	3.3	228.459	34.221	ALL
20	EE5786 - 019	3.3	228.481	35.8468	ALL
55	EE5786 - 019	3.3	228.503	38.9928	ALL
70	EE5786 - 019	3.3	228.921	40.3227	ALL
90	EE5786 - 019	3.3	229.955	41.9584	ALL
105	EE5786 - 019	3.3	230.637	42.6888	ALL

#### 4.2.2 3.6V Data

Temperature (°C)	DUT Part Number	Supply Voltage (V)	Digital Power (mW)	Analog Power (mW)	Active Peripherals
-55	EE5786 - 019	3.6	231.979	10.8053	NONE
-45	EE5786 - 019	3.6	226.776	10.7899	NONE
-25	EE5786 - 019	3.6	223.993	10.7668	NONE
-5	EE5786 - 019	3.6	223.762	10.7426	NONE
20	EE5786 - 019	3.6	224.818	10.7151	NONE
55	EE5786 - 019	3.6	223.289	10.6557	NONE
70	EE5786 - 019	3.6	223.564	10.6425	NONE
90	EE5786 - 019	3.6	224.081	10.637	NONE
105	EE5786 - 019	3.6	224.774	10.6381	NONE
-55	EE5786 - 019	3.6	230.549	10.8042	CAN
-45	EE5786 - 019	3.6	225.973	10.7921	CAN
-25	EE5786 - 019	3.6	222.838	10.7668	CAN
-5	EE5786 - 019	3.6	222.86	10.7426	CAN
20	EE5786 - 019	3.6	223.707	10.714	CAN
55	EE5786 - 019	3.6	222.453	10.6557	CAN

70	EE5786 - 019	3.6	222.486	10.6436	CAN
90	EE5786 - 019	3.6	223.212	10.6359	CAN
105	EE5786 - 019	3.6	223.641	10.637	CAN
-55	EE5786 - 019	3.6	233.156	30.9947	CAN + ADC + DAC + Comparator
-45	EE5786 - 019	3.6	230.527	31.6558	CAN + ADC + DAC + Comparator
-25	EE5786 - 019	3.6	228.118	32.9714	CAN + ADC + DAC + Comparator
-5	EE5786 - 019	3.6	226.589	34.3178	CAN + ADC + DAC + Comparator
20	EE5786 - 019	3.6	227.7	35.9579	CAN + ADC + DAC + Comparator
55	EE5786 - 019	3.6	226.611	39.1314	CAN + ADC + DAC + Comparator
70	EE5786 - 019	3.6	226.545	40.4349	CAN + ADC + DAC + Comparator
90	EE5786 - 019	3.6	227.337	41.8583	CAN + ADC + DAC + Comparator
105	EE5786 - 019	3.6	228.294	42.9066	CAN + ADC + DAC + Comparator
-55	EE5786 - 019	3.6	231.341	10.8053	UART
-45	EE5786 - 019	3.6	226.479	10.791	UART
-25	EE5786 - 019	3.6	223.971	10.7668	UART
-5	EE5786 - 019	3.6	223.949	10.7415	UART
20	EE5786 - 019	3.6	224.664	10.7129	UART
55	EE5786 - 019	3.6	223.432	10.6601	UART
70	EE5786 - 019	3.6	223.465	10.6436	UART
90	EE5786 - 019	3.6	224.345	10.6359	UART
105	EE5786 - 019	3.6	225.049	10.637	UART
-55	EE5786 - 019	3.6	231.594	10.8064	SPI
-45	EE5786 - 019	3.6	228.338	10.7932	SPI
-25	EE5786 - 019	3.6	226.512	10.769	SPI
-5	EE5786 - 019	3.6	226.633	10.7426	SPI
20	EE5786 - 019	3.6	227.766	10.7162	SPI

55	EE5786 - 019	3.6	226.05	10.6623	SPI
70	EE5786 - 019	3.6	225.808	10.6447	SPI
90	EE5786 - 019	3.6	226.523	10.637	SPI
105	EE5786 - 019	3.6	226.919	10.6359	SPI
-55	EE5786 - 019	3.6	234.597	31.0332	SPI + ADC + DAC
-45	EE5786 - 019	3.6	231.649	31.6701	SPI + ADC + DAC
-25	EE5786 - 019	3.6	229.867	33.0033	SPI + ADC + DAC
-5	EE5786 - 019	3.6	229.724	34.3596	SPI + ADC + DAC
20	EE5786 - 019	3.6	230.34	35.8721	SPI + ADC + DAC
55	EE5786 - 019	3.6	229.911	39.0115	SPI + ADC + DAC
70	EE5786 - 019	3.6	229.779	40.2017	SPI + ADC + DAC
90	EE5786 - 019	3.6	230.758	41.8957	SPI + ADC + DAC
105	EE5786 - 019	3.6	231.374	42.8241	SPI + ADC + DAC
-55	EE5786 - 019	3.6	231.495	31.0288	PWM + ADC
-45	EE5786 - 019	3.6	229.042	31.6866	PWM + ADC
-25	EE5786 - 019	3.6	228.228	33.055	PWM + ADC
-5	EE5786 - 019	3.6	227.568	34.3387	PWM + ADC
20	EE5786 - 019	3.6	228.558	35.948	PWM + ADC
55	EE5786 - 019	3.6	227.227	39.2623	PWM + ADC
70	EE5786 - 019	3.6	227.447	40.4272	PWM + ADC
90	EE5786 - 019	3.6	228.14	41.943	PWM + ADC
105	EE5786 - 019	3.6	228.998	42.8208	PWM + ADC
-55	EE5786 - 019	3.6	233.508	31.0035	ALL
-45	EE5786 - 019	3.6	230.912	31.6624	ALL
-25	EE5786 - 019	3.6	229.218	33.0704	ALL
-5	EE5786 - 019	3.6	229.185	34.3695	ALL
20	EE5786 - 019	3.6	229.768	35.8248	ALL
55	EE5786 - 019	3.6	229.097	39.1424	ALL
70	EE5786 - 019	3.6	229.185	40.2501	ALL

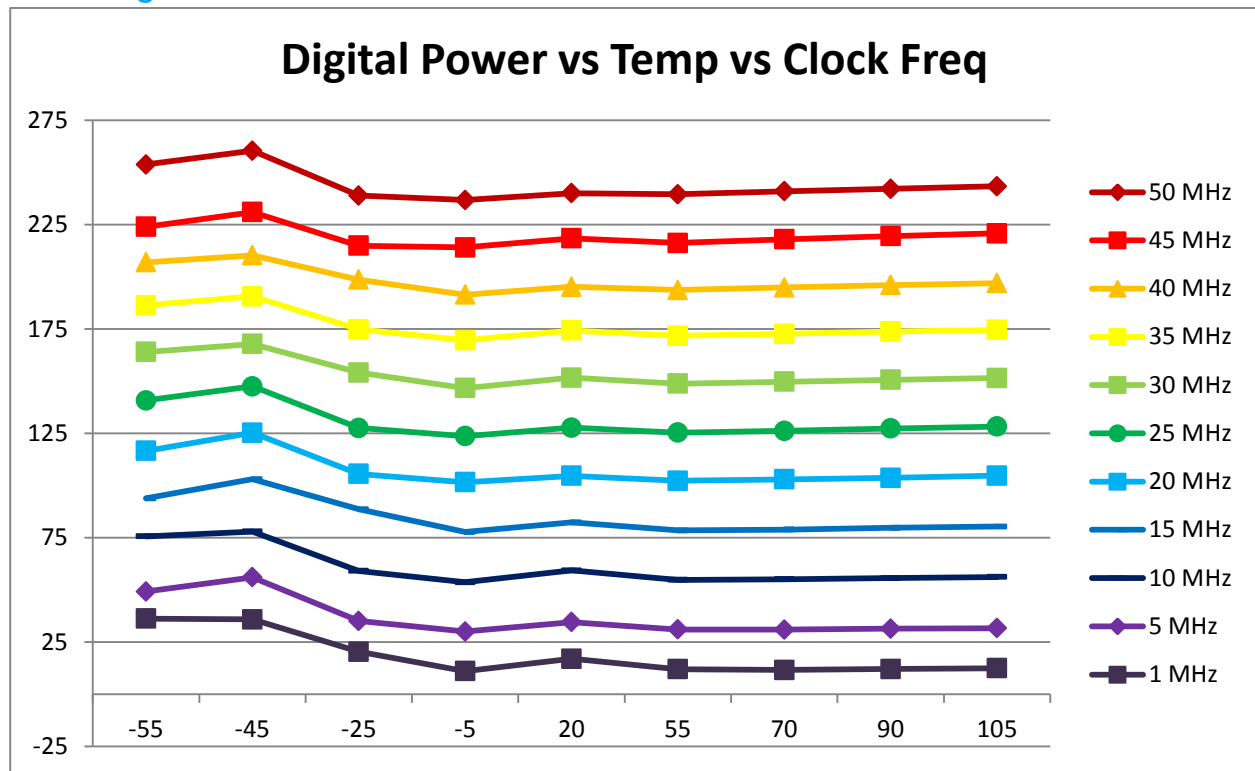
90	EE5786 - 019	3.6	229.966	41.8935	ALL
105	EE5786 - 019	3.6	230.736	42.7911	ALL

## 5.0 POWER RELATIVE TO AN EXTERNAL CLOCK AND TEMPERATURE

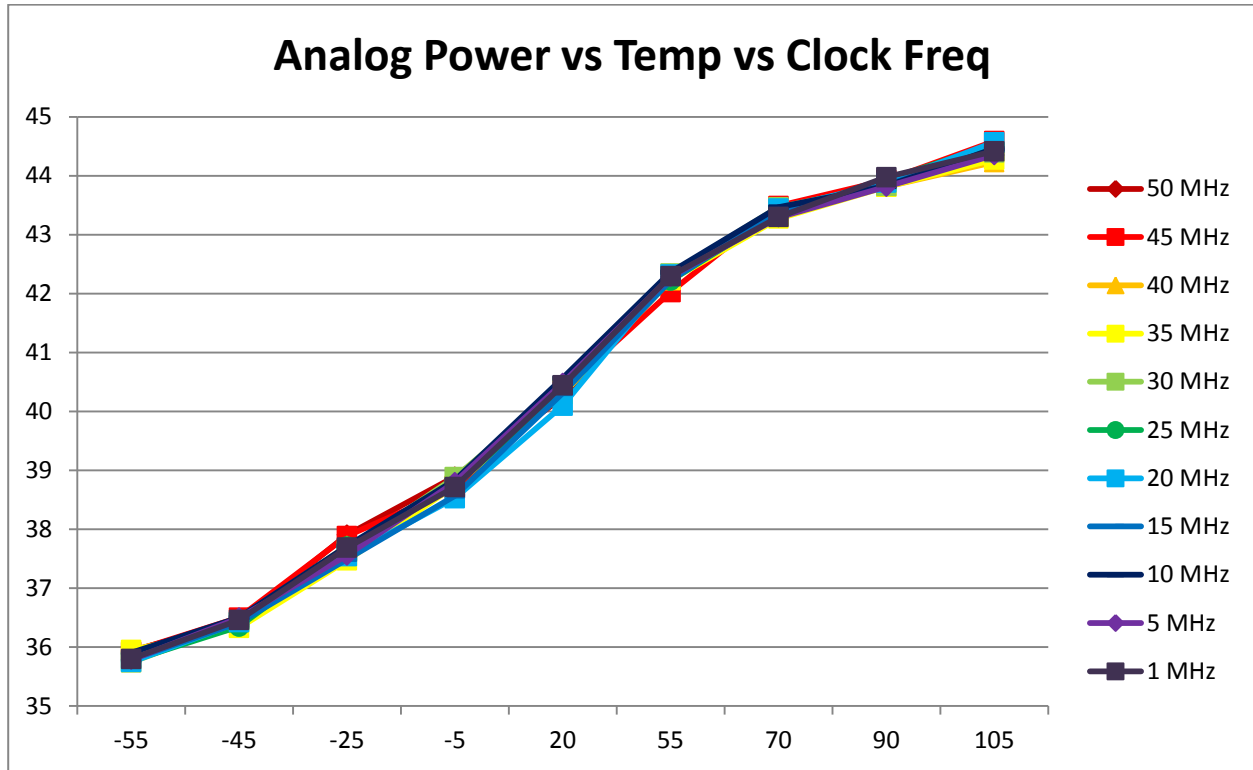
The values below are from four tests run on a single part (EE5786-012) at 3.3V. All tests were run with GPIO, ADC, and DTIMER active.

### 5.1 Graphs of Power vs. Temperature vs. External Clock Frequency

#### 5.1.1 Digital Power



### 5.1.2 Analog Power



### 5.2 Data

Temperature (°C)	DUT Part Number	Supply Voltage (V)	External Clock (MHz)	Digital Power (mW)	Analog Power (mW)
-55	EE5786 - 012	3.3	50	253.77	35.934525
-45	EE5786 - 012	3.3	50	260.37825	36.436125
-25	EE5786 - 012	3.3	50	238.86225	37.9038
-5	EE5786 - 012	3.3	50	236.70075	38.889675
20	EE5786 - 012	3.3	50	240.05025	40.241025
55	EE5786 - 012	3.3	50	239.5305	42.329925
70	EE5786 - 012	3.3	50	240.933	43.3719
90	EE5786 - 012	3.3	50	242.12925	43.900725
105	EE5786 - 012	3.3	50	243.33375	44.4048
-55	EE5786 - 012	3.3	45	223.905	35.918025



-45	EE5786 - 012	3.3	45	231	36.498825
-25	EE5786 - 012	3.3	45	214.92075	37.88565
-5	EE5786 - 012	3.3	45	214.038	38.685075
20	EE5786 - 012	3.3	45	218.43525	40.351575
55	EE5786 - 012	3.3	45	216.183	42.024675
70	EE5786 - 012	3.3	45	217.94025	43.486575
90	EE5786 - 012	3.3	45	219.483	43.923
105	EE5786 - 012	3.3	45	220.76175	44.5863
-55	EE5786 - 012	3.3	40	206.877	35.828925
-45	EE5786 - 012	3.3	40	210.2595	36.47985
-25	EE5786 - 012	3.3	40	198.60225	37.7124
-5	EE5786 - 012	3.3	40	191.4	38.742825
20	EE5786 - 012	3.3	40	195.2115	40.35405
55	EE5786 - 012	3.3	40	193.6275	42.225975
70	EE5786 - 012	3.3	40	194.87325	43.404075
90	EE5786 - 012	3.3	40	196.053	43.81575
105	EE5786 - 012	3.3	40	196.9605	44.230725
-55	EE5786 - 012	3.3	35	186.2685	35.95185
-45	EE5786 - 012	3.3	35	190.59975	36.3264
-25	EE5786 - 012	3.3	35	174.8175	37.469025
-5	EE5786 - 012	3.3	35	169.57875	38.73705
20	EE5786 - 012	3.3	35	174.24	40.29135
55	EE5786 - 012	3.3	35	171.732	42.229275
70	EE5786 - 012	3.3	35	172.66425	43.27125
90	EE5786 - 012	3.3	35	173.811	43.811625
105	EE5786 - 012	3.3	35	174.59475	44.27445
-55	EE5786 - 012	3.3	30	164.00175	35.739825
-45	EE5786 - 012	3.3	30	167.7885	36.42045
-25	EE5786 - 012	3.3	30	154.10175	37.637325

-5	EE5786 - 012	3.3	30	146.7015	38.881425
20	EE5786 - 012	3.3	30	151.6845	40.419225
55	EE5786 - 012	3.3	30	148.8135	42.34065
70	EE5786 - 012	3.3	30	149.754	43.4643
90	EE5786 - 012	3.3	30	150.65325	43.829775
105	EE5786 - 012	3.3	30	151.47825	44.390775
-55	EE5786 - 012	3.3	25	140.7285	35.766225
-45	EE5786 - 012	3.3	25	147.477	36.34785
-25	EE5786 - 012	3.3	25	127.55325	37.701675
-5	EE5786 - 012	3.3	25	123.6345	38.739525
20	EE5786 - 012	3.3	25	127.71	40.353225
55	EE5786 - 012	3.3	25	125.32575	42.2202
70	EE5786 - 012	3.3	25	126.16725	43.3587
90	EE5786 - 012	3.3	25	127.347	43.925475
105	EE5786 - 012	3.3	25	128.29575	44.531025
-55	EE5786 - 012	3.3	20	116.58075	35.748075
-45	EE5786 - 012	3.3	20	125.301	36.42375
-25	EE5786 - 012	3.3	20	105.57525	37.541625
-5	EE5786 - 012	3.3	20	101.56575	38.52585
20	EE5786 - 012	3.3	20	104.676	40.095
55	EE5786 - 012	3.3	20	102.3165	42.3225
70	EE5786 - 012	3.3	20	102.98475	43.4412
90	EE5786 - 012	3.3	20	103.686	43.879275
105	EE5786 - 012	3.3	20	104.709	44.5665
-55	EE5786 - 012	3.3	15	93.87675	35.787675
-45	EE5786 - 012	3.3	15	103.0755	36.411375
-25	EE5786 - 012	3.3	15	88.605	37.4913
-5	EE5786 - 012	3.3	15	77.73975	38.5671
20	EE5786 - 012	3.3	15	82.32675	40.308675

55	EE5786 - 012	3.3	15	78.5235	42.219375
70	EE5786 - 012	3.3	15	78.903	43.399125
90	EE5786 - 012	3.3	15	79.7115	43.847925
105	EE5786 - 012	3.3	15	80.37975	44.432025
-55	EE5786 - 012	3.3	10	75.6855	35.904
-45	EE5786 - 012	3.3	10	78.02025	36.500475
-25	EE5786 - 012	3.3	10	59.09475	37.7124
-5	EE5786 - 012	3.3	10	53.68275	38.8311
20	EE5786 - 012	3.3	10	59.34225	40.562775
55	EE5786 - 012	3.3	10	54.846	42.36045
70	EE5786 - 012	3.3	10	55.1595	43.46595
90	EE5786 - 012	3.3	10	55.66275	43.82235
105	EE5786 - 012	3.3	10	56.22375	44.4576
-55	EE5786 - 012	3.3	5	49.208775	35.7852
-45	EE5786 - 012	3.3	5	56.067	36.498
-25	EE5786 - 012	3.3	5	35.1285	37.55235
-5	EE5786 - 012	3.3	5	30.063	38.797275
20	EE5786 - 012	3.3	5	34.57575	40.4811
55	EE5786 - 012	3.3	5	31.07775	42.28455
70	EE5786 - 012	3.3	5	31.0035	43.29435
90	EE5786 - 012	3.3	5	31.416	43.811625
105	EE5786 - 012	3.3	5	31.6965	44.351175
-55	EE5786 - 012	3.3	1	36.30825	35.799225
-45	EE5786 - 012	3.3	1	35.91225	36.457575
-25	EE5786 - 012	3.3	1	20.43525	37.68765
-5	EE5786 - 012	3.3	1	11.1045	38.714775
20	EE5786 - 012	3.3	1	17.0775	40.4415
55	EE5786 - 012	3.3	1	12.078	42.2961
70	EE5786 - 012	3.3	1	11.6985	43.29765

90	EE5786 - 012	3.3	1	12.15225	43.974975
105	EE5786 - 012	3.3	1	12.49875	44.41635

## 6.0 REVISION HISTORY

Date	Revision	Author	Change Description
05/14/2018	0.0.1	OW	Initial Draft
05/25/2018	0.1.0	OW	Added External Clock Power Measurements
08/20/2018	0.2.0	OW	Added Three-Part Average Power Measurements
09/27/2018	0.3.0	OW	Updated Data from External Clock Tests
12/06/18	1.0.0	JA	Initial Release



## *Cobham Semiconductor Solutions*

The following United States (U.S.) Department of Commerce statement shall be applicable if these commodities, technology, or software are exported from the U.S.: These commodities, technology, or software were exported from the United States in accordance with the Export Administration Regulations. Diversion contrary to U.S. law is prohibited.

Cobham Semiconductor Solutions  
4350 Centennial Blvd  
Colorado Springs, CO 80907



E: [info-ams@aeroflex.com](mailto:info-ams@aeroflex.com)  
T: 800 645 8862

Aeroflex Colorado Springs Inc., DBA Cobham Semiconductor Solutions, reserves the right to make changes to any products and services described herein at any time without notice. Consult Aeroflex or an authorized sales representative to verify that the information in this data sheet is current before using this product. Aeroflex does not assume any responsibility or liability arising out of the application or use of any product or service described herein, except as expressly agreed to in writing by Aeroflex; nor does the purchase, lease, or use of a product or service from Aeroflex convey a license under any patent rights, copyrights, trademark rights, or any other of the intellectual rights of Aeroflex or of third parties.